

☒ SnapCab®



Single



SnapCab Workspace products are the most flexible pod designs on the market. Our phone booths, meeting pods, and office pods are high quality, mobile, and safe. Our goal is to help you create a personalized space that ensures your best work. All of our innovative architectural products share a common goal, to create:

Space To Be You



Questions about your new pod?

Reach out to our team, we are happy to help.

Workspace@SnapCab.com | 1.855.762.7222





STRIP LIGHT DIMMER

Control the brightness of your pod lights by turning the dimming dial.



VARIABLE SPEED FANS

For safety and air quality reasons, when your pod is in use, the fans never shut off. However, their speed can be adjusted above the drop ceiling. For best air quality, we recommend keeping the fans on the highest setting.

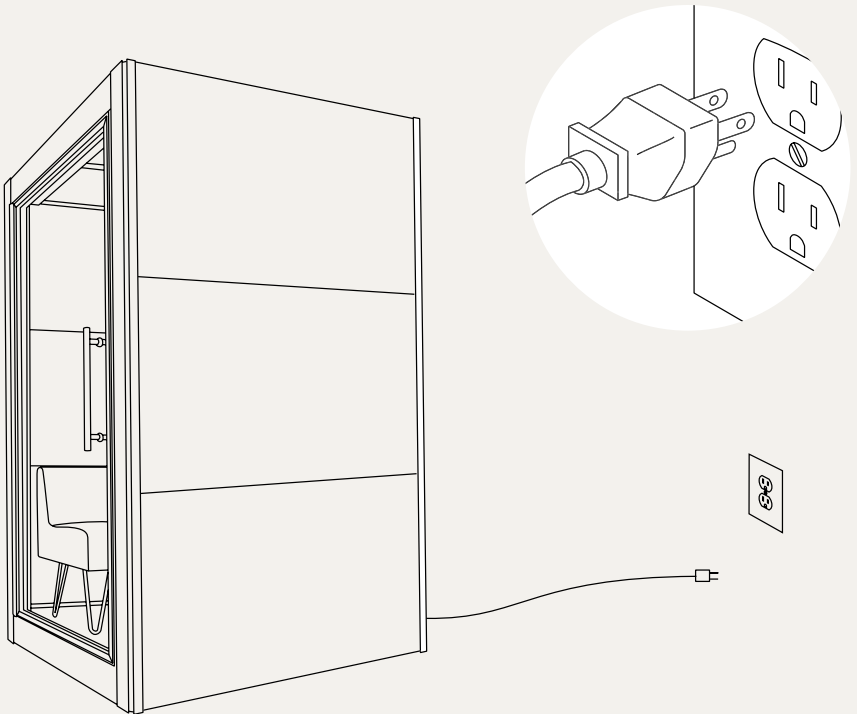


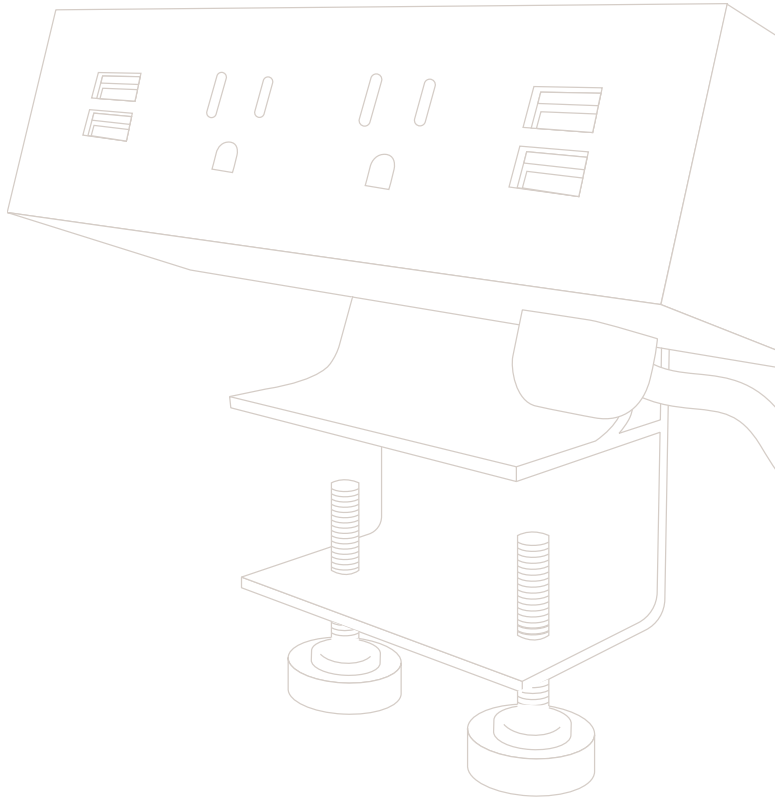
MOTION SENSOR OVERRIDE BUTTON

Lights and fans operate on a motion sensor. To bypass, simply press the button. The blue light indicates that lighting and ventilation will remain on. Press the button again to return to energy-saving motion activation.



Ensure that your pod is plugged into a 110V wall outlet. The power cord exits on the underside of the pod, allowing for greater accessibility. If your pod is not near a wall plug, simply wheel it closer to one.






SURFACE POWER UNIT

Plug in and charge your devices on the built-in power unit. The power unit provides SnapCab users with 2 traditional 110V outlets and 4 standard, fast-charge USB ports. The adjustable surface mount allows it to easily secure onto tables, or any other surface.

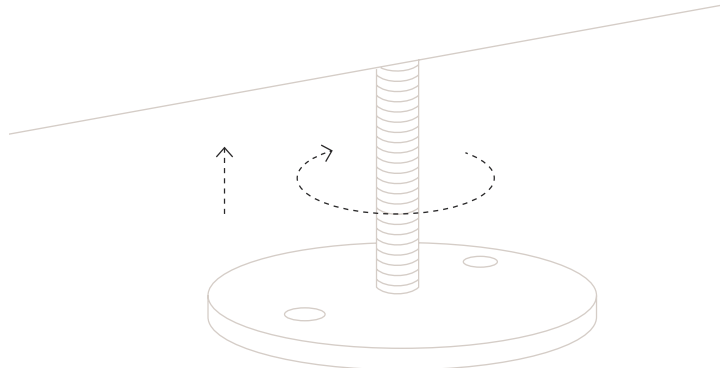
Casters and leveling feet allow for easy relocation to adapt to the changing needs of your space.



MOVING YOUR POD

Unplug your pod. Retract the seismic leveling feet, if they have been put down.

Push or pull your SnapCab to its desired location. While a single person can move some of our smaller pod models, we recommend a team of at least two people to move pods to new locations. Once you have moved your SnapCab into your desired location, simply plug it in to any 110V standard outlet and anchor the leveling feet if desired.





The heavy-duty casters that SnapCab pods are designed with are able to hold incredible weights. Including the weight of the pod itself, each pod can hold an additional 1,800 pounds.

Your pod is an asset – take it with you wherever you move. SnapCab pods are easy to disassemble and reassemble if needed. You can even move them in one piece. They are installed with a robust, forklift-friendly skid plate on the bottom, that protects your pod from rough moving equipment.

SnapCab pods are seismic certified,
for extra stability.

SEISMIC CERTIFIED

SnapCab pods are certified in both stability and lateral capacity, based on calculations and testing in accordance with ASTM E72, and provide a structural engineer of these records with anchorage recommendations in worst case seismic zones and importance factors.

This certification additionally complies with and references 2016 CNC, IBC and ASCE 7–10 codes.

SnapCab pods can be anchored to the floor

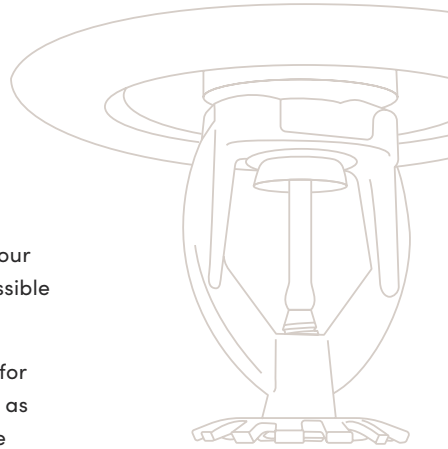
All pods are installed with seismic feet for additional stability and safety. Activate the seismic feet by lowering them to the floor and bolting them in place.



FIRE SUPPRESSION

Some buildings may require certain pods to be hooked up to sprinkler systems. We have done our best to facilitate this and make it as easy as possible for the end user.

SnapCab pods are equipped with a knock-out for a sprinkler system in the ceiling canopy, as well as an opening in the roof to accommodate for fire suppression plumbing. If you require fire suppression for your pod, please contact your SnapCab sales rep for additional information.





UL listing means that our pods have been tested and certified to the highest standards, by the official standard authority.



UL LISTED – UL 962

All SnapCab models are UL listed and certified in both USL and CNL. The standard includes tests for:

- Stability and mechanical strength
- Safety in use
- Fire resistance
- Smoke and burn indices of particleboard, fabrics, plywood, adhesives, laminates
- Electrical: Power distribution units and lighting

SnapCab's UL category control number is IYNE-E502865. If you have an account with UL and would like to view our listing, please visit iq.ulprospector.com

SnapCab is all about design flexibility. Easily adapt your pod to a new office space.

Interior walls, exterior walls, benches, tables, and ceiling files are all easily replaceable and updatable. Our wide range of finishes offer endless design upgrades for your pod.

All of our panel materials are available in hundreds of color options and finishes. SnapCab pods are made from robust materials that allow for you to customize and install items into your pod to make it a space that works for you. Easily mount and install televisions, shelving, vinyl wall graphics, and glass privacy films.

Connect with a product specialist to get started on upgrading your pod finishes.

Workspace@SnapCab.com
1.855.762.7222



WARRANTY

At SnapCab, we stand by our quality. That's why we are pleased to provide you with a 10-year structural warranty for all SnapCab Workspace products.

Damage caused by misuse of products will not be covered under these warranties. The term "misuse" may include, but is not limited to, altering components in any way i.e. drilling holes, installing mounting brackets and hangers, etc., and improper cleaning procedures i.e. using excessively strong cleaners that may damage material finishes.

10

10 YEARS

Parts considered structural will be included within the ten-year warranty. Structural parts are defined as:

- Aluminum frame
- Ceiling frame
- Flooring
- Front door
- Glass

5

5 YEARS

Select panel parts are included within the five-year warranty.

Panel parts include:

- Corning Gorilla Glass surfaces
- HPL interior and exterior decorative panels

1

1 YEAR

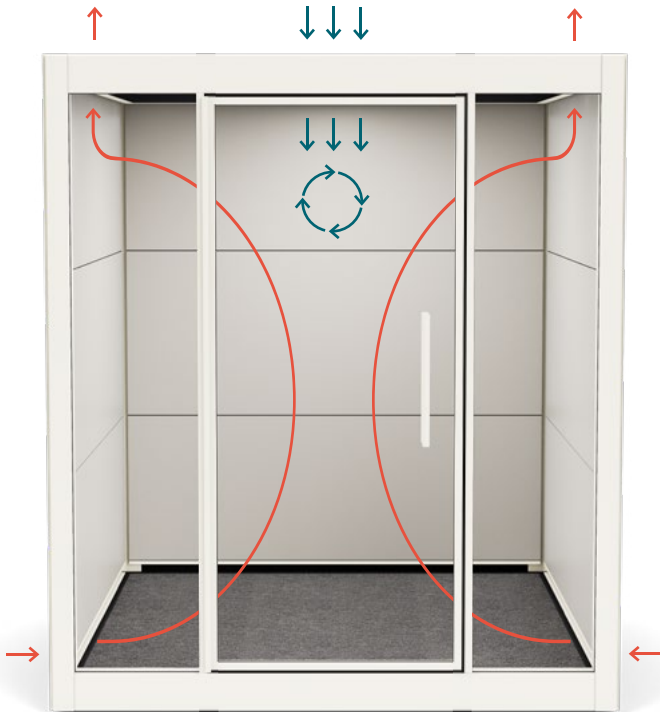
Parts considered consumable will have a one-year warranty and a five-year support program. Consumable parts are defined as:

- PET surfaces
- Ceiling tiles
- TFL interior and exterior decorative panels
- Seals
- Screws
- Hinges
- Wheels
- Cables
- Bulbs
- Fans
- Electrical components
- Furniture (SnapCab table and/or SnapCab bench)
- Carpet

Circulation & Airflow in Pods

SnapCab Workspace units draw air in from the bottom of the unit through ventilation fans. The air flows up around the drop ceiling and exhausts out of aesthetically pleasing gaps.

While SnapCab units pull air in from the outside environment, SnapCab also provides an internal Occupancy Fan that moves air within the unit. This eliminates any stuffiness and helps the occupant feel more comfortable while using the unit.



Panel Care & Maintenance

ROUTINE CARE

To clean the surface, use a damp cloth or sponge and a mild soap or detergent. Rinse thoroughly with warm water and wipe dry.

Difficult stains such as coffee or tea can be removed using a mild household cleaner/detergent and a soft bristled brush, repeating as necessary. If a stain persists, use a paste of baking soda and water and apply with a soft bristled brush.

Light scrubbing for 10 to 20 strokes should remove most stains. Although baking soda is a low abrasive, excessive scrubbing or exerting too much force could damage the decorative surface, especially if it has a gloss finish.

Stubborn stains that resist any of the above cleaning methods may require the use of undiluted household bleach or nail polish remover.

Apply the bleach or nail polish remover to the stain and let stand no longer than two minutes. Rinse thoroughly with warm water and wipe dry. This step may be repeated if the stain appears to be going away and the color of the laminate has not been affected. Warning: Prolonged exposure of the laminate surface to bleach will cause discoloration.

Hot pans and heat-producing appliances (such as electric skillets), when set directly upon countertops, can mar the product's beauty. Always use a heat shield, hot pad or trivet.



RECOMMENDED
HOUSEHOLD CLEANERS

- Windex®
- Glass Plus®
- Fantastik®
- Mr. Clean®
- Formula 409®
- Isopropyl Alcohol
(Isopropanol)

Prolonged exposure to bleach
will cause discoloration.

When cleaning Wilsonart® Laminate, **do not use**
products that contain the following ingredients:

Chemical Ingredient	Synonymous Names
Hydrochloric Acid	Muriatic Acid Hydrogen Chloride
Sulfuric Acid	Oleic Acid Oil of Vitriol Oleum
Hydrofluoric Acid	Rust Remover
Phosphoric Acid	Rust Remover
Sodium Hydroxide	Caustic Soda Caustic Lye Soda Lye
Pumice (abrasive)	N/A

NOTES OF CAUTION

- Acidic or abrasive cleaners can damage laminate surfaces; do not use them.
- Drain cleaners containing lye will permanently damage any Wilsonart Laminate surface. If you spill a drain cleaner, wipe it up immediately and rinse several times with water.
- Hair, textile and food dyes can cause permanent stains. If dye should happen to spill, wipe it up immediately with dishwashing detergent or an all-purpose cleaner.
- Never place pots or dishes directly from the oven or burner on an unprotected laminate surface; such extreme heat can cause cracking or blistering.
- Do not work with oven cleaners on an unprotected countertop. Wipe spills away promptly and rinse several times with water.
- Rust removers contain harsh chemicals which will quickly cause permanent damage. If a spill occurs, wipe off all residue immediately, wash thoroughly with soapy water and rinse several times.
- Steel wool and other abrasive pads will damage Wilsonart Laminate. Don't use them for cleaning and don't store steel wool pads on your countertop; the metal can rust and leave stains.
- Toilet bowl cleaners contain harsh chemicals that can cause permanent damage. If spills occur, wipe up immediately, wash surface with soapy water and rinse several times.



Questions about your new pod?

Reach out to our team, we are happy to help.

Workspace@SnapCab.com | 1.855.762.7222

DIMENSIONS

Exterior	43.5" w. x 34" d. x 90" h
Interior	37.5" w. x 31" d. x 78" h.
Desk	29" w. x 11" d.

SPECIFICATIONS

Weight	780 lbs. with furniture
Mobility	easily moved with dolly
Power	15 amp rating, 2 110VAC outlets, 4 fast charge USB outlets
Space	10.5 ft ²
Lighting	LED perimeter lighting
Ventilation	156 CFM motion activated

OFFICES

US Manufacturing & Showroom

175 Titus Avenue, Warrington, PA 18976

Canada Manufacturing & Showroom

70 Railway Street, Kingston, ON K7K 2L8

CONTACT

1.855.762.7222

[Workspace.SnapCab.com](https://workspace.snapcab.com)

Workspace@SnapCab.com



The manufacturer reserves the right to modify the specifications of the product at any time without prior notice.